



The APAC System In Action

'HOW TO COVER EXISTING CLIPPED EXPOSED PIPEWORK'




Remove both of the existing clips from the APAC back plate.



Slide the APAC back plate behind the existing pipework (no need to remove existing fittings).



Secure the back plate into position.



Click and fix in the usual manner into the APAC1 trunking

APAC SYSTEM PIPE SIZE TRUNKING GUIDE

COPPER	SIZE	PIPE	FITTING
APAC1	10mm	✓	✓
APAC1	15mm	✓	✓
APAC1	20mm	✓	✓
APAC1	22mm	✓	✓
APAC1	28mm	✗	✗
APAC2	10mm	✓	✓
APAC2	15mm	✓	✓
APAC2	20mm	✓	✓
APAC2	22mm	✓	✓
APAC2	28mm	✓*	✓*

PLASTIC	SIZE	PIPE	FITTING
APAC1	10mm	✓	✓
APAC1	15mm	✓	✓
APAC1	20mm	✓	✓
APAC1	22mm	✓	✗
APAC1	28mm	✗	✗
APAC2	10mm	✓	✓
APAC2	15mm	✓	✓
APAC2	20mm	✓	✓
APAC2	22mm	✓	✓
APAC2	28mm	✓*	✗

* Subject to the type of clip utilised.